

Paper Topic: _____ Audience: _____

I. Introduction
Possible ideas for the introduction (see front side of handout for suggestions):

Thesis Statement (Usually the last sentence(s) in the introduction):

II. Body (A paper may have a few or many main points; decide how many your paper will need)

Main Point: _____
Examples/Details/Explanations:
a. _____
b. _____
c. _____

Main Point: _____
Examples/Details/Explanations:
a. _____
b. _____
c. _____

Main Point: _____
Examples/Details/Explanations:
a. _____
b. _____
c. _____

Main Point: _____
Examples/Details/Explanations:
a. _____
b. _____
c. _____

III. Conclusion
Reworded Thesis (Usually found near the beginning of the conclusion):

Other Ideas to Conclude:

Clicker Ideas: _____

The Outline

The roadmap to your “A” essay.

by Anthony Starros, M.F.A.

The Outline:

Too many developing writers think that an outline isn't all that important.

And then they get a C or D on their essay and think that they're just bad writers.

Any level of writer benefits from a strong outline. If you think you're a bad writer, you probably just have a bad writing process.

And a good writing process employs an effective outline to guide you along the way, before starting the rough draft.



I've always thought that the simplest outline format is the best, so that's what I'll teach you here.

Just organize the basics:

The thesis



your topic sentences,



and your support:



(research, specific real-world examples, analysis, personal insights)

Paper Topic: _____ Audience: _____

I. Introduction
Possible ideas for the introduction (see front side of handout for suggestions):

Thesis Statement (Usually the last sentence(s) in the introduction):

II. Body (A paper may have a few or many main points; decide how many your paper will need)

Main Point: _____
Examples/Details/Explanations:
a. _____
b. _____
c. _____

Main Point: _____
Examples/Details/Explanations:
a. _____
b. _____
c. _____

Main Point: _____
Examples/Details/Explanations:
a. _____
b. _____
c. _____

Main Point: _____
Examples/Details/Explanations:
a. _____
b. _____
c. _____

III. Conclusion
Reworded Thesis (Usually found near the beginning of the conclusion):

Other Ideas to Conclude:

Clincher Ideas: _____

From here on, you can see how it already starts looking like an essay...

Intro.

Paper Topic: _____ Audience: _____

I. Introduction

Possible ideas for the introduction (see front side of handout for suggestions):

Thesis Statement (Usually the last sentence(s) in the introduction):

Body.

II. Body (A paper may have a few or many main points; decide how many your paper will need)

Main Point: _____

Examples/Details/Explanations:

- a. _____
- b. _____
- c. _____

Main Point: _____

Examples/Details/Explanations:

- a. _____
- b. _____
- c. _____

Main Point: _____

Examples/Details/Explanations:

- a. _____
- b. _____
- c. _____

Main Point: _____

Examples/Details/Explanations:

- a. _____
- b. _____
- c. _____

Conclusion.

III. Conclusion

Reworded Thesis (Usually found near the beginning of the conclusion):

Other Ideas to Conclude:

Clincher Ideas: _____

...helping you visualize its content before writing the rough draft.

And then use the outline to make your first round of revisions:

Make sure your topic sentences directly relate to and support your thesis.

They should offer supporting reasons for the claims made in your thesis.

This way, you can compare your topic sentences to your thesis more effectively and make last-minute changes before committing to writing the rough draft.

Thesis.
↑ ↓ ↑ ↓ ↑ ↓
Topic sentence.
↓ ↓ ↓
Topic sentence.
↓ ↓
Topic sentence.

Paper Topic: _____ Audience: _____

I. Introduction
Possible ideas for the introduction (see front side of handout for suggestions):

Thesis Statement (Usually the last sentence(s) in the introduction):

II. Body (A paper may have a few or many main points; decide how many your paper will need)

Main Point: _____
Examples/Details/Explanations:
a. _____
b. _____
c. _____

Main Point: _____
Examples/Details/Explanations:
a. _____
b. _____
c. _____

Main Point: _____
Examples/Details/Explanations:
a. _____
b. _____
c. _____

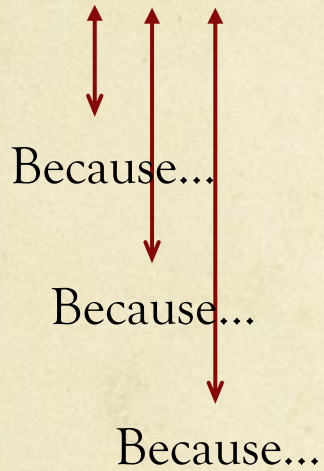
Main Point: _____
Examples/Details/Explanations:
a. _____
b. _____
c. _____

III. Conclusion
Reworded Thesis (Usually found near the beginning of the conclusion):

Other Ideas to Conclude:

Clincher Ideas: _____

The theme of this story is...



Paper Topic: _____ Audience: _____

I. Introduction
Possible ideas for the introduction (see front side of handout for suggestions):

Thesis Statement (Usually the last sentence(s) in the introduction):

II. Body (A paper may have a few or many main points; decide how many your paper will need)

Main Point: _____
Examples/Details/Explanations:
a. _____
b. _____
c. _____

Main Point: _____
Examples/Details/Explanations:
a. _____
b. _____
c. _____

Main Point: _____
Examples/Details/Explanations:
a. _____
b. _____
c. _____

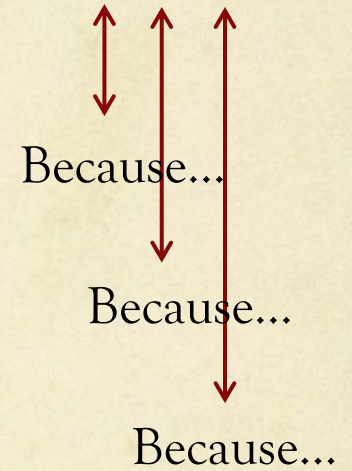
Main Point: _____
Examples/Details/Explanations:
a. _____
b. _____
c. _____

III. Conclusion
Reworded Thesis (Usually found near the beginning of the conclusion):

Other Ideas to Conclude:

Clincher Ideas: _____

This poem represents...



After looking at your “unity” by tweaking your topic sentences, make sure your body paragraphs will have enough support and will be well developed:

- specific elements from the work itself
- research
- analysis
- personal insights

Organizing your thesis and topic sentences in an outline will strengthen your essay’s “Unity.”

Itemizing your support into an outline will strengthen your essay’s “Development.”

Katie Student
Professor Starros
English 1, 76859
1 March 2012

Music Education Outline

Working Thesis: The introduction of music should be mandatory in today's educational system, specifically at the grade school level.

- It is just as necessary to reach the mind through the ear-gate as through the eye-gate, to know the sounds of nature as well as its sights.

Topic Sentence 1: Music has been shown to support the development of stronger math skills and overall advance in the use of logic.

- Current research reveals the value of music study and its relationship to academic achievement (Kestrom).
- Schools that have music programs have significantly higher graduation rates than do those without programs (90.2 percent as compared to 72.9 percent) (Music Education).
- Teaching children to listen to music in a definite way, listen purposefully and reverently, and so train the ear to acute sensitiveness, has benefits.
- The habit of listening should be formed in childhood.
- Michael Pitt, chairman of the music department at Robert Wagner Middle School and president of the Music Education Association of New York City, was quoted as saying, "Recent neurological studies have shown that students that have hands-on

Jacob Student

Professor Starros

English 1, 83746

May 17, 2010

"Campaign for Real Beauty" Outline

method of intro: startling quote:

"Out of 1,000 men polled, *New Scientist* results showed that the ideal women proved *not* to have a body of a size zero model but of a shapely woman, with a 30 inch waist and 40 inch hips."

working thesis statement: Dove's "Campaign for Real Beauty" has battled for women's rights and succeeded in celebrating the "real" woman and not just the fashion-model stereotype.

I. Dove's "Campaign for Real Beauty" has increased sales by playing on the emotional appeals of everyday women through asserting the false assumption that society does not appreciate "real women." (topic sentence)

- Dove earned between \$60 million and \$70 million in lotion sales alone following one year after they launched their "Campaign For Real Beauty. (supporting detail)
- *New Scientist* study and others like it found that men actually favor curvaceous women. (supporting detail)
- The average size of women in the U.S. is size 14. So, if most women have curvaceous figures and most men appreciate women with curves, is Dove's campaign really a necessary social advocacy?(supporting detail)

II. Dove's ads feature mostly curvaceous women with slogans like "New Dove Firming...As tested on real curves" which celebrate full figured women. (topic sentence)

- Dove's ads categorize women and choose words such as "real" to describe a size 14 woman, influencing society to perceive women as "real" and "beautiful" through physical attributes. (supporting detail)
- One angry writer wrote against Dove's ads, by asserting that "If we're ever going to come to a place of body acceptance as a society we really need to stop bashing each other. All women are real women".(supporting detail)
- Writer Seth Stevenson wrote in his 2005 article "To buy Dove is to cast a vote for more "real curves" in advertising". (supporting detail)
- Low self- esteem and insecurities are not limited to only curvaceous women. Thin women and many models have come forward about their struggle with self-esteem.

So remember to ask yourself the following questions about your outline (*before starting the rough draft*):

1. Is my essay *unified*? Do all my topic sentence directly relate to and support my thesis? Do they offer *proof* for my interpretation?
2. Are my paragraphs *well-developed*? Are there enough examples (*elements from the story/poem*)? Enough research? Enough analysis (*explanation of the relevance of the examples*)? Enough of my own interpretations and discussions?

fin